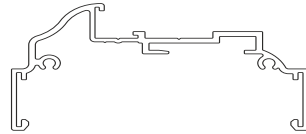


LS301: 75mm Head Channel



LS320: 75mm Radius Door Frame



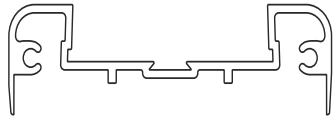
LS335: Capping Section



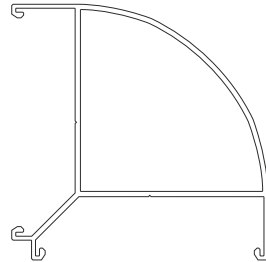
LS380: FR Steel Single/DG Bead



LS311: 75mm WR Glazing Section



LS330: 90° Radius Post



LS350: 25mm Cover Trim (WR)



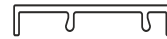
LS383: SG/DG Glazing Bead



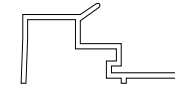
LS312: FR Glazing 'T' Section



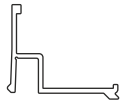
LS351: 32mm Abutment Trim



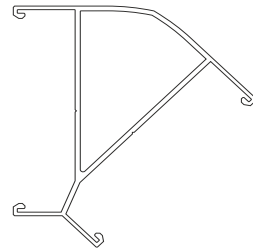
LS384: SG Glazing Chair



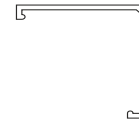
LS313: FR Double Glazing Chair



LS331: 135° Post



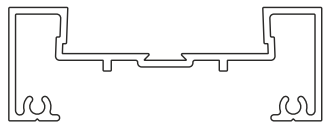
LS352: 90° Clip on Corner Trim



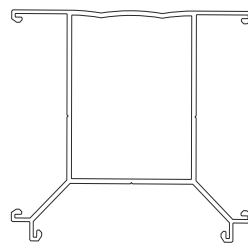
LS385: SG Glazing Bead



LS315: 75mm NWR Square Glazing Section



LS333: 3 Way Post



LS355: 25mm Cover Trim (NWR)



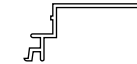
LS386: DG Glazing Chair



LS372: Concealed Fix 100mm Skirting



LS387: SG Offset Glazing Chair



LS372a: Skirting Clip



CS: Steel Clamping Strip



Libra Systems Ltd
Unit E, Halesfield 10
Telford TF7 4QP
T: 01952 581150
F: 01952 585147
E: enquiries@librasystemsuk.com



LIBRA SYSTEMS LTD
COPYRIGHT | 2019

Copyright in this drawing belongs to Libra Systems. Neither the whole drawing or part thereof may be reproduced without the prior permission in writing of Libra Systems Ltd.

DATE:	26/11/2019	ISSUE:	02	TITLE:	75mm System - Section Overview
DRAWN:	CMH				
MATERIAL:					
SCALE:	NTS				